

November 12, 2024

BSE Limited

P. J. Towers,
Dalal Street, Fort,
Mumbai - 400 001

Scrip Code: 532159

Dear Sir / Madam,

Sub: Outcome of Board Meeting held on November 12, 2024

Pursuant to the provisions of Regulation 30 and 33 of the SEBI (Listing Obligations and Disclosure Requirements) Regulations, 2015 we wish to inform you that the Board of Directors of the Company at their meeting held today i.e. November 12, 2024 inter-alia, transacted the following businesses:

- A. Based on recommendation of Audit Committee, Board has approved the Un-Audited Financial Results (Standalone and Consolidated) for the quarter and half year ended September 30, 2024. A copy of the same along with Limited Review Reports issued by Statutory Auditors is enclosed herewith.
- B. Board has approved the request dated August 21, 2024 received from Mr. Vilas Pralhadrao Kharche and Mr. Rohit Vilas Kharche belonging to the promoter and promoter group of the Company, seeking re-classification from "Promoter and Promoter Group Category to Public Category" shareholder under Regulation 31A of SEBI (Listing Obligations and Disclosure Requirements) Regulations, 2015.

The Board meeting commenced at 5:25 p.m. (IST) and concluded at 7:35 p.m. (IST).

This is for your information and record.

Thanking You,
Yours Faithfully

For Trescon Limited

Mandar Chavan
Company Secretary

Trescon Limited

TRESCON LIMITED
(CIN : L70100MH1995PLC322341)
UNAUDITED STANDALONE FINANCIAL RESULTS FOR THE QUARTER AND HALF YEAR ENDED SEPTEMBER 30, 2024

(Rs. in Lakhs)

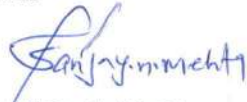
Particulars	Standalone					
	Quarter ended			Half Year ended		Year ended
	30-09-2024 (Unaudited)	30-06-2024 (Unaudited)	30-09-2023 (Unaudited)	30-09-2024 (Unaudited)	30-09-2023 (Unaudited)	31-03-2024 (Audited)
1 Revenue from Operations	-	-	-	-	-	-
2 Other income	135.75	136.74	126.03	272.49	263.65	461.94
3 Total Revenue (1 + 2)	135.75	136.74	126.03	272.49	263.65	461.94
4 Expenses						
Purchase of stock-in-trade	537.08	407.35	562.05	944.43	562.05	782.82
Change in Inventories	(537.08)	(407.35)	(562.05)	(944.43)	(562.05)	(782.82)
Finance Cost	4.30	4.19	-	8.49	-	3.88
Employee benefits expense	37.82	34.71	16.58	72.53	32.87	68.35
Depreciation and amortisation expense	11.68	10.04	0.06	21.72	0.12	7.65
Other expenses	56.86	115.14	91.33	172.00	108.38	129.29
Total expenses	110.66	164.08	107.97	274.74	141.37	209.17
5 Profit/(Loss) Before Exceptional item and Tax (3-4)	25.09	(27.35)	18.06	(2.26)	122.28	252.77
6 Exceptional items	-	-	-	-	-	-
7 Profit/(Loss) Before Tax (5-6)	25.09	(27.35)	18.06	(2.26)	122.28	252.77
8 Tax expense						
(1) Current Tax	-	-	12.03	-	23.72	109.34
(2) Short Provision for earlier year tax	-	-	33.91	-	33.91	30.08
(3) Deferred Tax	1.81	6.96	11.56	8.77	25.36	(28.46)
9 Profit / (Loss) from continuing operations (7 - 8)	23.28	(34.31)	(39.44)	(11.03)	39.29	141.82
10 Profit / (Loss) from discontinuing operations	-	-	-	-	-	-
11 Tax expense of discontinuing operations	-	-	-	-	-	-
12 Profit/(loss) from Discontinuing operations (after tax)	-	-	-	-	-	-
13 Profit (Loss) for the period (9+12)	23.28	(34.31)	(39.44)	(11.03)	39.29	141.82
14 Other Comprehensive income;						
A (i) Items that will not be reclassified to profit or loss	-	-	-	-	-	-
(ii) Income tax relating to items that will not be reclassified to profit or loss	-	-	-	-	-	-
B (i) Items that will be reclassified to profit or loss	-	-	-	-	-	-
(ii) Income tax relating to items that will be reclassified to profit or loss	-	-	-	-	-	-
15 Total Comprehensive Income for the period (13+14) (Comprising profit/ (loss) and other Comprehensive Income for the period	23.28	(34.31)	(39.44)	(11.03)	39.29	141.82
16 Paid up Equity Share Capital (Share of Rs 10 Each)	7,077.17	7,077.17	7,077.17	7,077.17	7,077.17	7,077.17
17 Other Equity						3,790.97
18 Earnings per equity share (for discontinued & continuing operations) of face value of Rs. 10 each						
(a) Basic	0.03	(0.05)	(0.06)	(0.02)	0.05	0.20
(b) Diluted	0.03	(0.05)	(0.06)	(0.02)	0.05	0.20

Notes:

- The above standalone results were reviewed by the Audit Committee and approved by the Board of Directors at their meeting held on November 12, 2024
- The above unaudited standalone financial results have been prepared in accordance with the Companies (Indian Accounting Standards) Rules, 2015 ("Ind AS") as amended, prescribed under Section 133 of the Companies Act, 2013, read with relevant rules issued thereunder.
- The Financial results for the quarter and half year ended on September 30, 2024 have been subjected to a "Limited Review" by the statutory auditors of the Company. The Limited review report does not contain any qualification.
- As the Company's business activity falls within a single the business segment viz. 'Development of Real Estate Property', unaudited standalone financial results are reflective of the information required by Ind AS 108 "Operating Segments".
- Previous period figures have been regrouped / reclassified wherever necessary, to confirm the current period's classification in order to comply with the requirements of the amended Schedule III to the Companies Act, 2013.
- Company has acquired 97% interest / ownership / voting rights by way of capital contribution in M/s. Triveni Dwellwell Realtors LLP ('LLP') effective September 02, 2024.

For and on behalf of the Board of
TRESCON LIMITED


(Dinesh Ravindra Pare)
Managing Director
(DIN: 00462565)


(Sanjay Navin Mehta)
Whole Time Director
(DIN: 03591761)

PLACE : MUMBAI
DATE : NOVEMBER 12, 2024

TRESCON LIMITED
STATEMENT OF ASSETS & LIABILITIES AS AT SEPTEMBER 30, 2024

(Rs. in Lakhs)

Particulars	As at September 30, 2024	As at March 31, 2024
ASSETS		
1 Non-current assets		
(a) Property, Plant and Equipment	238.95	140.55
(b) Financial Assets		
(i) Investments	1,292.90	1,420.04
(c) Other Non-Current Assets	66.74	131.64
Total Non-Current Assets	1,598.59	1,692.23
2 Current assets		
(a) Inventories	1,727.25	782.82
(b) Financial Assets		
(i) Investments	6,288.81	5,635.29
(ii) Trade Receivables	0.00	15.96
(iii) Cash and Cash Equivalents	19.99	14.98
(iv) Loans	1,258.14	1,487.63
(b) Other Current Assets	1,368.30	1,545.48
Total Current Assets	10,662.48	9,482.15
Total Assets (1+2)	12,261.07	11,174.38
EQUITY AND LIABILITIES		
1 EQUITY		
(a) Equity Share Capital	7,077.17	7,077.17
(b) Other Equity	3,779.92	3,790.97
Total Equity	10,857.09	10,868.14
LIABILITIES		
2 Non-current liabilities		
(a) Financial Liabilities		
(i) Lease liability	118.33	126.74
(b) Deferred tax liabilities (Net)	11.63	2.85
Total Non-current liabilities	129.96	129.59
3 Current Liabilities		
(a) Financial Liabilities		
(i) Borrowings	1,120.04	43.00
(ii) Trade Payables		
A. total outstanding dues other than micro enterprises and small enterprises	54.22	54.39
(b) Other Current liabilities	99.76	8.82
(c) Current Tax liabilities (Net)	0.00	70.44
Total Current liabilities	1,274.02	176.65
Total Equity and Liabilities (1+2+3)	12,261.07	11,174.38

For and on behalf of the Board of
TRESCON LIMITED

PLACE : MUMBAI
DATE : NOVEMBER 12,2024


(Dinesh Ravdal Patel)
Managing Director
(DIN: 00462565)


(Sanjay Navin Mehta)
Whole Time Director
(DIN: 03591761)

TRESCON LIMITED
Cash Flow Statement for the period ended September 30,2024


(Rs. In Lakhs)

PARTICULARS	For the period ended September 30, 2024	For the period ended September 30, 2023
A CASH FLOW FROM OPERATING ACTIVITIES		
Net Profit/(Loss) Before Tax:	(2.26)	122.28
Adjustment for:-		
Net gain arising on financial assets designated as at FVTPL	(44.65)	(107.74)
Depreciation/amortisation	21.72	0.12
Interest Income	(224.63)	(150.64)
Finance Cost	8.49	-
Share of Profit/Loss from LLP	3.63	78.11
Sundry Balance W/off		0.03
OPERATING PROFIT BEFORE WORKING CAPITAL CHANGES	(237.61)	(57.84)
Adjustment for changes in Working capital:-		
(Increase)/decrease Trade and other receivables	15.96	-
Increase/(decrease) Trade Payables	(0.17)	(1.62)
Increase/(decrease) Other Current Liabilities	1,097.54	5.97
(Increase)/decrease Other Assets	242.08	1,355.39
(Increase)/decrease Financial Assets	229.49	6.25
(Increase)/decrease Inventories	(944.43)	(562.08)
CASH GENERATED FROM OPERATIONS	402.86	746.06
Income taxes refund/(paid)	-	(6.59)
NET CASH FROM/(USED IN) OPERATING ACTIVITIES (A)	402.86	739.47
B CASH FLOW FROM INVESTING ACTIVITIES		
Proceeds from disposal/ (purchases) in mutual funds	127.14	60.00
Interest Received	224.63	3.35
Share of Profit/Loss from LLP	(3.63)	
Amount received/(invested) in LLP	(653.52)	(804.50)
(Purchase)/Dipsposal of Property, plant and equipment	(83.98)	-
NET CASH FROM/(USED IN) INVESTING ACTIVITIES (B)	(389.36)	(741.15)
C CASH FLOW FROM FINANCING ACTIVITIES		
Proceeds from increase in equity share capital(including securities premium)	-	-
Repayment of borrowing	-	-
Interest Expense paid	(8.49)	-
NET CASH FROM/(USED) IN FINANCING ACTIVITIES (C)	(8.49)	-
D NET INCREASE/(DECREASE) IN CASH OR CASH EQUIVALENTS (A+B+C)	5.01	(1.68)
Add:- Cash & Cash Equivalents as at beginning	14.98	12.00
CLOSING BALANCE OF CASH & CASH EQUIVALENTS	19.99	10.32

For and on behalf of the Board of
TRESCON LIMITED

PLACE : MUMBAI
DATE : NOVEMBER 12,2024


(Dinesh Ravindra Patel)
Managing Director
(DIN: 00462565)


(Sanjay Navin Mehta)
Whole Time Director
(DIN: 03591761)



NAMITA & CO.

Chartered Accountants

A/201, Venus Apartment, Navghar Road, Bhayandar East -401105

Independent Auditor's Review Report on Standalone Unaudited Quarterly Financial Results of the Company Pursuant to the Regulation 33 of the SEBI (Listing Obligations and Disclosure Requirements) Regulations, 2015 (as amended)

To
Board of Directors of
TRESCON LIMITED


We have reviewed the accompanying statement of unaudited standalone financial results ('the Statement') of **TRESCON LIMITED** ('the Company') for the quarter ended and half year ended 30th September, 2024, being submitted by the Company pursuant to the requirement of Regulation 33 of the SEBI (Listing Obligations and Disclosure Requirements) Regulations, 2015 (as amended) including relevant circulars issued by the SEBI from time to time.

The Statement, which is the responsibility of the Company's Management and approved by the Company's Board of Directors, has been prepared in accordance with the recognition and measurement principles laid down in Indian Accounting Standard 34, Interim Financial Reporting ('Ind AS 34'), prescribed under Section 133 of the Companies Act, 2013 ('the Act'), SEBI Circular CIR/CFD/FAC/62/2016 dated 5 July 2016, (hereinafter referred to as 'the SEBI Circular'), and other accounting principles generally accepted in India. Our responsibility is to express a conclusion on the Statement based on our review.

We conducted our review of the Statement in accordance with the Standard on Review Engagements (SRE) 2410, Review of Interim Financial Information Performed by the Independent Auditor of the Entity, issued by the Institute of Chartered Accountants of India. A review of interim financial information consists of making inquiries, primarily of persons responsible for financial and accounting matters, and applying analytical and other review procedures. A review is substantially less in scope than an audit conducted in accordance with the Standards on Auditing specified under section 143(10) of the Act, and consequently, does not enable us to obtain assurance that we would become aware of all significant matters that might be identified in an audit. Accordingly, we do not express an audit opinion.

Based on our review conducted as above, nothing has come to our attention that causes us to believe that the accompanying Statement, prepared in accordance with the recognition and measurement principles laid down in Ind AS 34, prescribed under Section 133 of the Act, the SEBI Circular(s), and other accounting principles generally accepted in India, has not disclosed the information required to be disclosed in accordance with the requirements of Regulation 33 of the SEBI (Listing Obligations and Disclosure Requirements) Regulations, 2015 (as amended), including the manner in which it is to be disclosed, or that it contains any material misstatement

For NAMITA & CO
Chartered Accountants
Firm Reg.No.151040W


CA Namita Agrawal
Proprietor
M.No.188559

Place of signature: Mumbai
Date: 12/11/2024

UDIN:24188559BKGRWK7965

TRESCON LIMITED
(CIN : L70100MH1995PLC322341)
UNAUDITED CONSOLIDATED FINANCIAL RESULTS FOR THE QUARTER AND HALF YEAR ENDED SEPTEMBER 30, 2024

(Rs. In Lakhs)


Particulars		Consolidated					
		Quarter ended			Half Year ended		Year ended
		30-09-2024 (Unaudited)	30-06-2024 (Unaudited)	30-09-2023 (Unaudited)	30-09-2024 (Unaudited)	30-09-2023 (Unaudited)	31-03-2024 (Audited)
1	Revenue from Operations	-	-	-	-	-	-
2	Other Income	82.18	76.87	126.03	159.05	263.65	461.94
3	Total Revenue (1 + 2)	82.18	76.87	126.03	159.05	263.65	461.94
4	Expenses						
	Purchase of stock-in-trade	555.16	409.89	562.05	965.05	562.05	782.82
	Change in inventories	(555.16)	(409.89)	(562.05)	(965.05)	(562.05)	(782.82)
	Finance Cost	4.57	4.20	-	8.77	-	3.88
	Employee benefits expense	37.82	34.71	16.58	72.53	32.87	68.35
	Depreciation and amortisation expense	11.78	10.04	0.06	21.82	0.12	7.65
	Other expenses	56.96	113.04	91.33	170.00	108.38	129.29
	Total expenses	111.13	161.99	107.97	273.12	141.37	209.17
6	Profit/(Loss) Before Exceptional item and Tax (3-4)	(28.95)	(85.12)	18.06	(114.07)	122.28	252.77
6	Exceptional items	-	-	-	-	-	-
7	Profit/(Loss) Before Tax (5-6)	(28.95)	(85.12)	18.06	(114.07)	122.28	252.77
8	Tax expense						
	(1) Current Tax	-	-	12.03	-	23.72	109.34
	(2) Short Provision for earlier year tax	-	-	33.91	-	33.91	30.08
	(3) Deferred Tax	1.81	7.83	11.56	9.64	25.36	(28.46)
9	Profit / (Loss) after tax but before Non-controlling Interest (7-8)	(30.76)	(92.95)	(39.44)	(123.71)	39.29	141.82
10	Non Controlling Interest	10.10	7.29	-	17.39	-	-
11	Net Profit / (Loss) after tax and Non-controlling Interest (7-8)	(40.86)	(100.24)	(39.44)	(141.10)	39.29	141.82
14	Other Comprehensive Income;						
	A (i) Items that will not be reclassified to profit or loss	-	-	-	-	-	-
	(ii) Income tax relating to items that will not be reclassified to profit or loss	-	-	-	-	-	-
	B (i) Items that will be reclassified to profit or loss	-	-	-	-	-	-
	(ii) Income tax relating to items that will be reclassified to profit or loss	-	-	-	-	-	-
15	Total Comprehensive Income for the period (13+14) (Comprising profit/(loss) and other Comprehensive Income for the period)	(40.86)	(100.24)	(39.44)	(141.10)	39.29	141.82
16	Paid up Equity Share Capital (Share of Rs 10 Each)	7,077.17	7,077.17	7,077.17	7,077.17	7,077.17	7,077.17
17	Other Equity						3,790.97
18	Earnings per equity share (for discontinued & continuing operations) of face value of Rs. 10 each						
	(a) Basic	(0.06)	(0.14)	(0.06)	(0.20)	0.05	0.20
	(b) Diluted	(0.06)	(0.14)	(0.06)	(0.20)	0.05	0.20

Notes:

- The above consolidated result were reviewed by the Audit Committee and approved by the Board of Directors at their meeting held on November 12, 2024.
- The above unaudited consolidated financial results have been prepared in accordance with the Companies (Indian Accounting Standards) Rules, 2015 ("Ind AS") as amended, prescribed under Section 133 of the Companies Act, 2013, read with relevant rules issued thereunder
- The Financial results for the quarter and half year ended on September 30, 2024 have been subjected to a "Limited Review" by the statutory auditors of the Company.
- The holding company had acquired control of M/s Golden Arc LLP on 01.05.2024. In the absence of valuation report of the Land underdevelopment held as inventory by the LLP from the registered valuer on acquisition date, the final net assets and goodwill will be subject to change as per IND AS principle if any
- The Figure stated in quarter ended and half year ended September 30, 2024 and figure stated at year ended March, 2023 are of Standalone result of Trescon Ltd, figure stated in quarter ended June 30, 2024, quarter ended September 30, 2024 and half year ended September 30, 2024 are consolidated figure hence not comparable with former figure.
- Company has acquired 97% interest / ownership / voting rights by way of capital contribution in M/s. Triveni Dwellwell Realtors LLP ('LLP') effective September 02, 2024.
- As the Group;'s business activity falls within a single the business segment viz. 'Development of Real Estate Property', unaudited Consolidated financial results are reflective of the information required by Ind AS 108 "Operating Segments".

For and on behalf of the Board of
TRESCON LIMITED


(Dinesh Ravi Patel)
Managing Director
(DIN: 00462665)


(Sanjay Navin Mehta)
Whole Time Director
(DIN: 03591761)

PLACE : MUMBAI
DATE : NOVEMBER 12,2024

TRESCON LIMITED
STATEMENT OF ASSETS & LIABILITIES AS AT SEPTEMBER 30, 2024

(Rs. in Lakhs)

Particulars	As at September 30, 2024	As at March 31, 2024
ASSETS		
1 Non-current assets		
(a) Property, Plant and Equipment	239.53	140.55
(b) Goodwill	1,777.77	0.00
(c) Financial Assets		
(i) Investments	1,307.75	1,420.04
(d) Other Non-Current Assets	840.96	131.64
Total Non-Current Assets	4,166.00	1,692.23
2 Current assets		
(a) Inventories	5,870.24	782.82
(b) Financial Assets		
(i) Investments	0.00	5,635.29
(ii) Trade Receivables	0.00	15.96
(iii) Cash and Cash Equivalents	59.54	14.98
(iv) Loans	2,970.89	1,487.63
(b) Other Current Assets	1,473.49	1,545.48
Total Current Assets	10,374.16	9,482.15
Total Assets (1+2)	14,540.16	11,174.38
EQUITY AND LIABILITIES		
1 EQUITY		
(a) Equity Share Capital	7,077.17	7,077.17
(b) Other Equity	3,649.84	3,790.97
(c) Non-Controlling Interest	1,806.37	0.00
Total Equity	12,533.38	10,868.14
LIABILITIES		
2 Non-current liabilities		
(a) Financial Liabilities		
(i) Lease liability	118.33	126.74
(b) Deferred tax liabilities (Net)	11.63	2.85
Total Non-current liabilities	129.96	129.59
3 Current Liabilities		
(a) Financial Liabilities		
(i) Borrowings	1,704.85	43.00
(ii) Trade Payables		
A. total outstanding dues other than micro enterprises and small enterprises	62.95	54.39
(b) Other Current liabilities	109.02	8.82
(c) Current Tax liabilities (Net)	0.00	70.44
Total Current liabilities	1,876.82	176.65
Total Equity and Liabilities (1+2+3)	14,540.16	11,174.38

For and on behalf of the Board of
TRESCON LIMITED

PLACE : MUMBAI
DATE : NOVEMBER 12,2024


(Dinesh Ravil Patel)
Managing Director
(DIN: 00462565)


(Sanjay Navin Mehta)
Whole Time Director
(DIN: 03591761)

TRESCON LIMITED
Cash Flow Statement for the period ended September 30,2024


(Rs. In Lakhs)

PARTICULARS	For the period ended September 30, 2024	For the period ended September 30, 2023
A CASH FLOW FROM OPERATING ACTIVITIES		
Net Profit/(Loss) Before Tax:	(114.07)	122.28
Adjustment for:-		
Net gain arising on financial assets designated as at FVTPL	(49.57)	(107.74)
Depreciation/amortisation	21.82	0.12
Interest Income	(116.91)	(150.64)
Finance Cost	8.77	-
Share of Profit/Loss from LLP	-	78.11
Sundry Balance w/off	-	0.03
OPERATING PROFIT BEFORE WORKING CAPITAL CHANGES	(249.87)	(57.84)
Adjustment for changes in Working capital:-		
(Increase)/decrease Trade and other receivables	15.96	-
Increase/(decrease) Trade Payables	8.56	(1.62)
Increase/(decrease) Other Current Liabilities	1,691.61	5.97
(Increase)/decrease Other Assets	(637.33)	1,355.39
(Increase)/decrease Financial Assets	(1,483.26)	6.25
(Increase)/decrease Inventories	(5,087.42)	(562.08)
CASH GENERATED FROM OPERATIONS	(5,741.75)	746.06
Income taxes refund/(paid)	-	(6.59)
NET CASH FROM/(USED IN) OPERATING ACTIVITIES (A)	(5,741.75)	739.47
B CASH FLOW FROM INVESTING ACTIVITIES		
Proceeds from disposal/ (purchases) in mutual funds	112.29	60.00
Interest Received	116.91	3.35
Share of Profit/Loss from LLP	-	-
Amount received/(invested) in LLP	5,650.45	(804.50)
(Purchase)/Dipsposal of Property, plant and equipment	(84.56)	-
NET CASH FROM/(USED IN) INVESTING ACTIVITIES (B)	5,795.08	(741.15)
C CASH FLOW FROM FINANCING ACTIVITIES		
Proceeds from increase in equity share capital(including securities premium)	-	-
Repayment of borrowing	-	-
Interest Expense paid	(8.77)	-
NET CASH FROM/(USED) IN FINANCING ACTIVITIES (C)	(8.77)	-
D NET INCREASE/(DECREASE) IN CASH OR CASH EQUIVALENTS (A+B+C)	44.56	(1.68)
Add:- Cash & Cash Equivalents as at beginning	14.98	12.00
CLOSING BALANCE OF CASH & CASH EQUIVALENTS	59.54	10.32

For and on behalf of the Board of
TRESCON LIMITED

PLACE : MUMBAI
DATE : NOVEMBER 12,2024


(Dinesh Ravindra Patel)
Managing Director
(DIN: 00462565)


(Sanjay Navin Mehta)
Whole Time Director
(DIN: 03591761)



NAMITA & CO.

Chartered Accountants

A/201, Venus Apartment, Navghar Road, Bhayandar East -401105

Independent Auditor's Review Report on Consolidated Unaudited Quarterly Financial Results of the Company Pursuant to the Regulation 33 of the SEBI (Listing Obligations and Disclosure Requirements) Regulations, 2015 (as amended)

To
Board of Directors of
TRESCON LIMITED

Opinion

1. We have reviewed the accompanying Statement of unaudited Consolidated Financial Results (the Statement') of **TRESCON LIMITED** (the Holding Company') and its Subsidiary (the Holding Company and its Subsidiary together referred to as "the Group") for the Quarter ended and Half year ended on 30th September, 2024, being submitted by the Holding Company pursuant to the requirements of Regulation 33 of SEBI (Listing Obligations and Disclosure Requirements) Regulations, 2015 (as amended) including relevant circulars issued by the SEBI from time to time.
2. This Statement, which is the responsibility of the Holding Company's Management and approved by the Holding Company's Board of Directors, has been prepared in accordance with the recognition and measurement principles laid down in Indian Accounting Standard 34, Interim Financial Reporting ('Ind AS 34'), prescribed under Section 133 of the Companies Act, 2013 ('the Act'), SEBI Circular CIR/CFD/FAC/62/2016 dated 5 July 2016, (hereinafter referred to as 'the SEBI Circular'), and other accounting principles generally accepted in India. Our responsibility is to express a conclusion on the Statement based on our review.
3. We conducted our review of the Statement in accordance with the Standard on Review Engagements (SRE) 2410, Review of Interim Financial Information Performed by the Independent Auditor of the Entity, issued by the Institute of Chartered Accountants of India. A review of interim financial information consists of making inquiries, primarily of persons responsible for financial and accounting matters, and applying analytical and other review procedures. A review is substantially less in scope than an audit conducted in accordance with the Standards on Auditing specified under section 143(10) of the Act, and consequently, does not enable us to obtain assurance that we would become aware of all significant matters that might be identified in an audit. Accordingly, we do not express an audit opinion.


We also performed procedures in accordance with the circular issued by the SEBI under Regulation 33(8) of the SEBI (Listing Obligations and disclosure Requirements) Regulations, 2015, as amended, to the extent applicable.

4. The Statement includes the result of subsidiary- M/s. Golden Arc Venture LLP, M/s. Triveni Dwellwell Realtors LLP.
5. **Basis for qualified conclusion**

The holding company had acquired control of M/s Golden Arc LLP on 01.05.2024. In the absence of valuation report of the Land underdevelopment held as inventory by the LLP from the registered valuer on acquisition date, the final net assets and goodwill will be subject to change as per IND AS principle if any.

6. **Qualified Conclusion**

Based on our review conducted as stated in paragraph 3, except for the matters described in the basis for qualified conclusion para, nothing has come to our attention that causes us to believe that the accompanying Statement, prepared in accordance with the recognition and measurement principles laid down in Ind AS 34, prescribed under Section 133 of the Act, the SEBI Circular(s),





NAMITA & CO.

Chartered Accountants

A/201, Venus Apartment, Navghar Road, Bhayandar East -401105

and other accounting principles generally accepted in India, has not disclosed the information required to be disclosed in accordance with the requirements of Regulation 33 of the SEBI (Listing Obligations and Disclosure Requirements) Regulations, 2015 (as amended), including the manner in which it is to be disclosed, or that it contains any material misstatement .

7. We did not review the interim financial results of the subsidiaries included in the unaudited consolidated financial results, whose interim financial information reflects total assets Rs. 6790.10 lacs as at 30th September, 2024, total revenue of Rs. 34.52 Lacs and Rs. 58.98 Lacs , total net profit before tax of Rs 32.58 Lacs and Rs. 56.98 Lacs and total comprehensive income of Rs 32.58 Lacs and Rs. 56.98 Lacs for the quarter ended and half year ended on 30th September, 2024 respectively as considered in the statement. These interim financial results have been reviewed by other auditors whose review reports have been furnished to us by the management, and our conclusion in so far as it relates to the amounts and disclosures included in respect of these subsidiaries is based solely on the review reports of such other auditors.

Our conclusion is not modified in respect of this matter with respect to our reliance on the financial results certified by other auditors.

For NAMITA & CO
Chartered Accountants
Firm Reg.No.151040W



CA Namita Agrawal
Proprietor
M.No.188559

Place of signature: Mumbai
Date: 12/11/2024

UDIN: 24188559BKGRWL3353